





We are sailing

You Make the Decision: As a sophisticated boat buyer you should read this and make your own decision. We hope to persuade you, a discriminating owner, that the Hanse 531 is a yacht that you would love to own.

To your left you see a Hanse 531 sailing close-hauled just as we like to see here but with a competent owner at the helm who does not have to prove his sailing ability and does not need an audience.



To the right, we come a bit closer to what a Hanse 531 stands for. From this angle we can see some details, on which we will dwell on shortly. Until then, just watch the helmsman at his job.







Knock on wood



Wood is wood: it appears always warmer than other materials. Easier to handle and even versatile to use. Wood expresses character, from classical mahogany in many colors to light maple. Maple is sometimes used in the cabin soles. And we like to use maple for the cabin soles.

Cherry, the noble hardwood with a remarkable structure, is well known in the world of yachting. Its strength and character match the Hanse 531. Strong effects prefer well defined forms. A view into the saloon says more than a thousand designer-made brochures: Armchair sailors should think about an alternative.

The interior of a Hanse 531 including the separate shower unit, conveys the image of this yacht: incredibly beautiful and elegant.



531





Anywhere ...

Wood is never the same. It depends on how the boat-builders handle it. The interior of a Hanse 531 requires special care for surface treatment, whether for the chart table or in the VIP fore cabin: Aboard a Hanse 531 nothing will be glossed over. Should you decide to choose mahogany, you will experience this wood in its full beauty thanks to the interior design.

Contrast helps to focus on the basics: We separate the mahogany surfaces from the light flooring, linings and overheads. You remember? Years ago, sailing yacht designers used this combination, an endorsement of the concept. Today we offer even more with all of the amenities, including microwave, modern galley and volumes of space.





... completely different

The latter you will find near the portside companionway. Hanse believes that fine dining must be possible, even at sea. This can only be realized if the chef is able to be secure at sea. We take safety below decks very seriously. We still build fiddle guards and handrails wherever needed, even when this interferes with the aesthetics. Dining in style is secondary to comfort and safety.



It goes without saying that the interior layout as shown is not the only one. We create a custom interior. We invented an Individual Cabin Concept below deck that is completely at your own request. Aboard a Hanse you can create your very own yacht, not ours. We are very proud of this. Just contact us.







The twin helm eases the access to the swimming platform and to the dinghy astern.




Whenever the Hanse 531 ties up with her stern towards the jetty, the free aft deck proves its usefulness.



The self-tacking jib ensures a relaxing life on board and even makes your family happy.

Closeup view

Even in detail, the Hanse 531 stands out against the plain features of mass production yachts.



In the end, the total of all of the little details forms a really great yacht. Concealed cleats for increased safety are included.

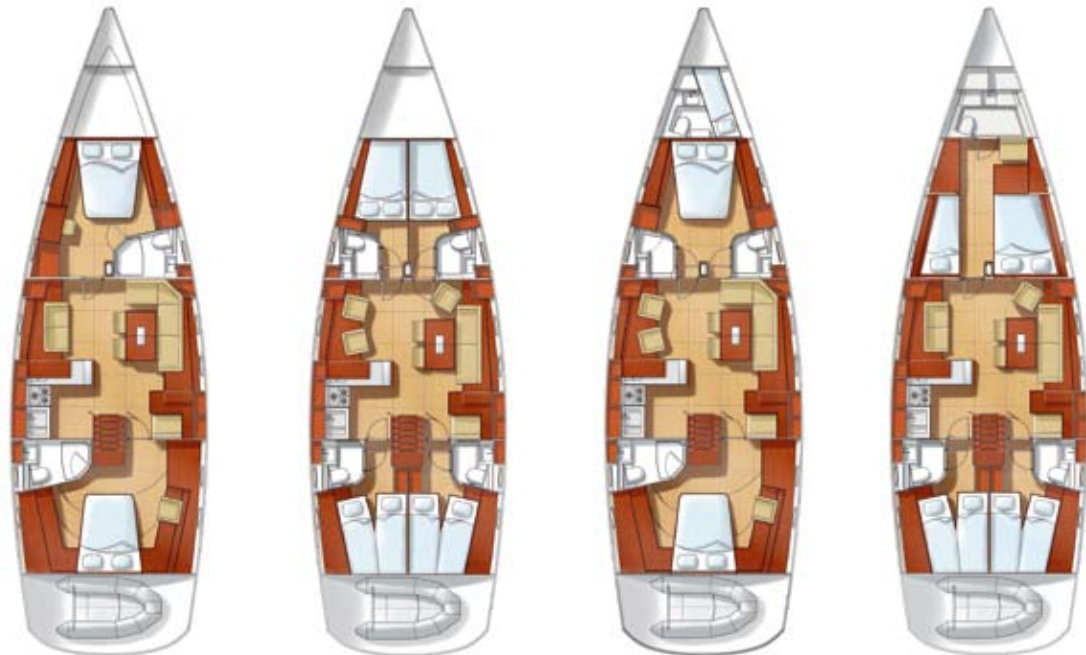
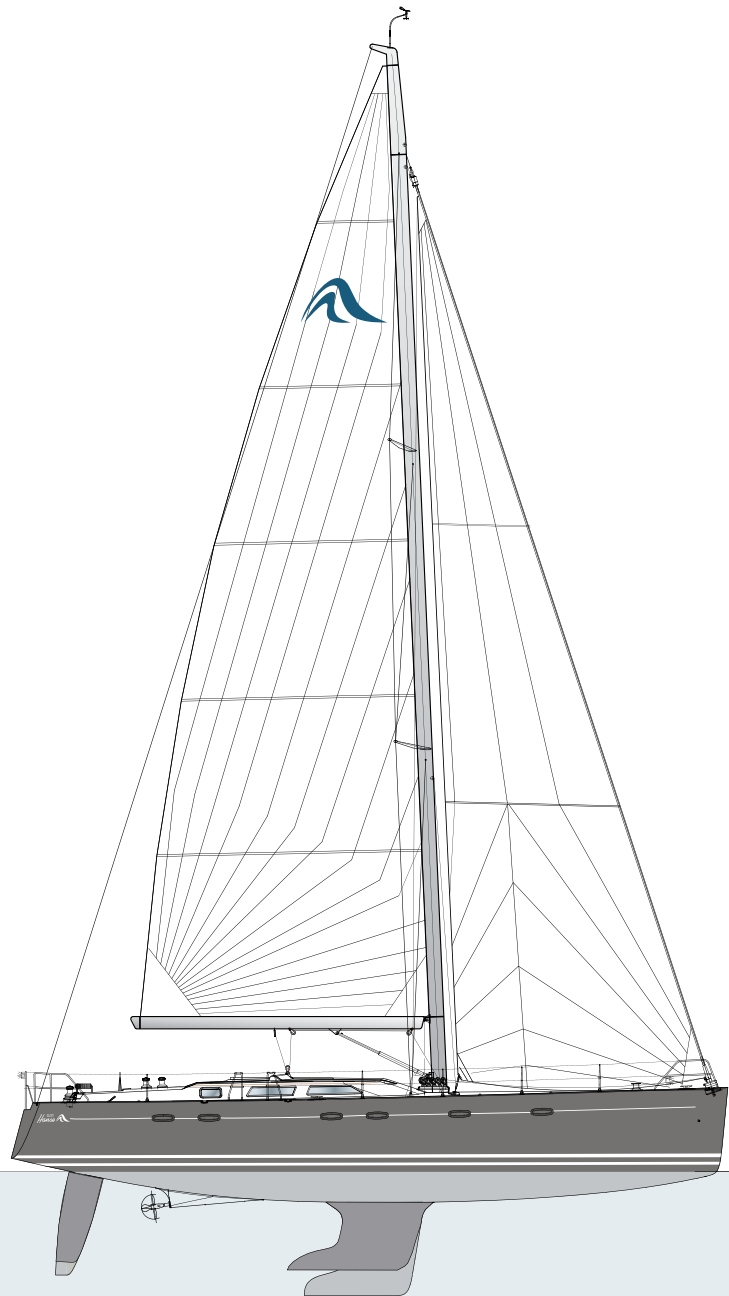


The furler aboard a Hanse 531 can be reefed as you wish.

Data

LOA	16.15 m 53'	Fresh water	approx. 750 l
LWL	14.60 m 47'9"	Fuel tank	approx. 400 l
Hull length	16.15 m 53'	CE Certificate	A (ocean)
Beam	4.91 m 16'1"	Mast length above WL	approx. 26.25 m approx. 86'1"
Draft	2.80 m 9'2" (standard) 2.43 m 8' (option) 1.95 m 6'4" (option)	Total sail area	approx. 155.00 m ² approx. 1,668 sq. ft.
Displacement	approx. 18,7 t approx. 41,226 lb.	Main sail	approx. 85.10 m ² approx. 916 sq. ft.
Ballast	approx. 6700 kg approx. 14,771 lb.	Self-tacking jib	approx. 58.00 m ² approx. 624 sq. ft.
		Genoa 105%	approx. 69.00 m ² approx. 743 sq. ft. (option)
		Gennaker	approx. 195.00 m ² approx. 2,100 sq. ft. (option)
Engine	73.5 kW / 100 HP	Design	judel / vrolijk & co
		Interior	HanseYachts Schnaase Interieur Design

Individual Cabin Concept



All measurements are approximate. Subject to alterations and errors excepted.



Material of the future

Only lightweight designs can be fast. It is good to know, that we at Hanse are familiar with racing yachts. We have many years and thousands of miles of experience. That is why we use epoxy, the material of the future, for the hull of our Hanse 531. It reduces the weight in comparison to conventional composites by approximately ten percent. The extensive structural design increases the comfort. The weight we save in design allows the addition of generators, refrigerators, heating, and other cruising equipment without a penalty in performance and comfort.

And epoxy offers other advantages. No osmosis and no special treatment, only one primer coating and not to mention the nasty odors of common composites.



531





This brochure is not contractual. The yachts depicted partly comprise special equipment not included in the standard scope of supply. Illustrations may not correspond with current versions. Subject to alterations in design and equipment without notice and errors excepted.

HanseYachts GmbH & Co. KG

Salinenstr. 22 | D-17489 Greifswald

Tel: +49 (0)3834/5792-0 | Fax: +49 (0)3834/5792-30

sales@hanseyachts.com | www.hanseyachts.com

[®]
Hanse 